

# Kid's Box Placement test teacher's notes

## Answer key

### Part 1

1 b, 2 a, 3 c, 4 c, 5 a,  
6 b, 7 c, 8 a, 9 b, 10 c,  
11 b, 12 b, 13 a, 14 b, 15 a,  
16 c, 17 a, 18 c, 19 b, 20 b,  
21 c, 22 c, 23 a, 24 b, 25 a

### Part 2

26 c, 27 a, 28 c, 29 b, 30 a,  
31 c, 32 b, 33 c, 34 b, 35 c,  
36 a, 37 b, 38 c, 39 a, 40 b,  
41 c, 42 c, 43 b, 44 a, 45 c,  
46 b, 47 a, 48 a, 49 b, 50 c

## Marking scheme

Mark	Recommendation
Mark of 1–7	Kid's Box 1
Mark of 8–15	Kid's Box 2
Mark of 16–23	Kid's Box 3
Mark of 24–31	Kid's Box 4
Mark of 32–39	Kid's Box 5
Mark of 40–47	Kid's Box 6

# Kid's Box Placement test teacher's notes

## YLE Speaking tests

If you are able to do a speaking test, try one of the three YLE style speaking activities to confirm pupils' placement.

**Starters** = Kid's Box 1 & 2

**Movers** = Kid's Box 3 & 4

**Flyers** = Kid's Box 5 & 6

## YLE Starters speaking test

### Procedure:

- 1 Familiarise the pupil with the picture and then ask them to point out certain items, e.g. 'Where are the girls?'
- 2 Ask the pupil to put object cards in various locations on the scene, e.g. 'Put the football next to the boy who's reading.'
- 3 Ask questions about two of the people or things in the scene, e.g. 'What's this?' (Answer: A tree) 'What have the girls got?' (Answer: bats).
- 4 Ask questions about the object cards, e.g. 'What's this?' (Answer: A camera) and 'Have you got a camera?'
- 5 Ask questions about the child, e.g. 'Where's your favourite park?'

## YLE Movers speaking test

### Procedure:

- 1 Demonstrate how to do this task with the first set of four odd-one-out pictures.
- 2 Ask the child to choose one picture in the other three sets and say which is different and why. For example, 'These are under the table, but the lemonade is on the table.'
- 3 Ask questions about the child, e.g. 'Did you eat burgers last week?'



## YLE Flyers speaking test

### Procedure:

- 1 Show the child the 'B' copy of the picture. The child is initially shown the 'A' copy as well, but then encouraged to look at the 'B' copy only. The examiner then makes a series of statements about the 'A' picture and the child has to respond by making statements showing how the 'B' picture is different, e.g. (examiner) 'In my picture, there's a book next to the computer,' (child) 'In my picture, there's a DVD next to the computer.'
- 2 The examiner asks questions about the child, e.g. 'Have you got a computer?'




# Kid's Box Placement test teacher's notes

## YLE Starters speaking test



# Kid's Box Placement test teacher's notes

## YLE Movers speaking test

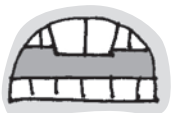


1<sup>st</sup>

2<sup>nd</sup>

4

3<sup>rd</sup>



# Kid's Box Placement test teacher's notes

## YLE Flyers speaking test

